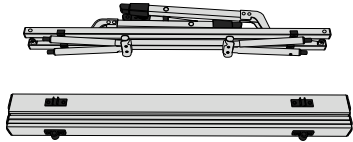
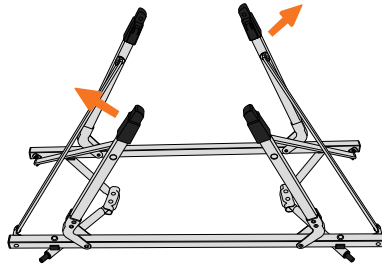


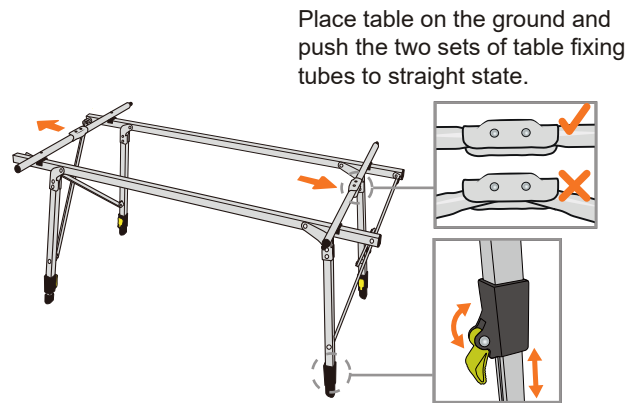
TO SET UP:



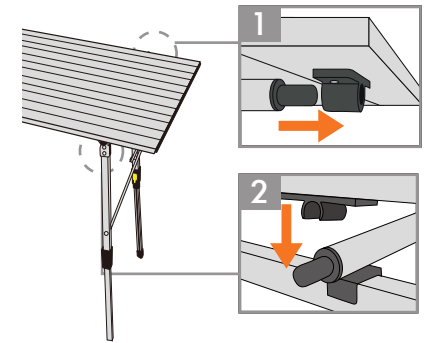
1. Remove the table top and frame from the carry bag.



2. Place the frame on the floor, with the legs facing upwards, pull the legs outwards until the frame is fully open.

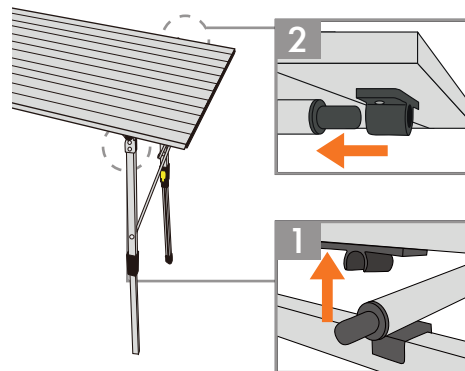


3. Release the trigger before adjusting the length of the table leg. After adjusting the length of the table leg, please lock the trigger to ensure the table stability.

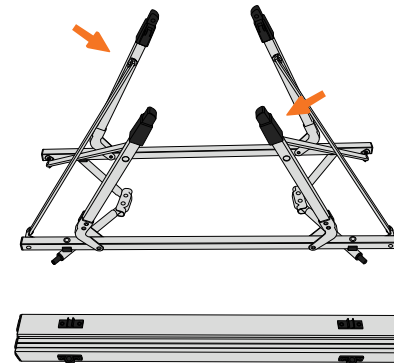


4. Clip the plastic ring into the head of fixing tube.

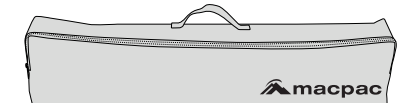
TO PACK UP:



1. Pull out the plastic ring from the end of fixing tube.



2. Push the two sets of table fixing tubes and fold inward.



3. Place in carry bag.